

Running a Degree Evaluation on ZAGWEB

Log into ZAGWEB by entering the secure area.

HELP | EXIT

[Enter Secure Area](#)

- Login here to view your personal information.

[Prospective Students](#)

- Tell us about yourself and request information about our institution.

[Apply for Admission](#)

- Enter a new application, return to complete an application, check status of your submitted application or pay the application fee.

[Campus People Locator](#)

- Gonzaga University People locator for students and employees. Previously known as the Campus Email Directory.

[Course Catalog and Class Schedule](#)

View course information, including course description. Includes links to corresponding Class Schedule by Term.

[Registrar's Office on 'www.gonzaga.edu'](#)

- For additional information about the Registrar's Office. Follow the link above.

[Student Financial Services on 'www.gonzaga.edu'](#)

- For additional information about Student Financial Services. Follow the link above.

ZAGWEB RELEASE: 8.2

powered by
SUNGARD HIGHER EDUCATION

Windows browser window showing the Gonzaga University - Zagweb website. The browser tabs include Favorites, Gonzaga INB, NoliWeb_Logon, English - Gonz..., Workflow 'Su...', and Main Menu. The website header features the Gonzaga University logo and navigation tabs for Student Services & Financial Aid, Faculty Services, Personal Information, Alumni Services, and Employee Services. A search bar is present with a 'Go' button and links for SITE MAP, HELP, and EXIT.

Main Menu

Hello ! _____
Welcome to Zagweb - Gonzaga University's Web Information System Last web access on 22-SEP-2010 at 08:34pm

[ZagAlert](#)
To ensure the safety and security of our campus community, Gonzaga has created an emergency notification system (ZagAlert) to make its students, faculty and staff aware and offer direction should something beyond our control ever threaten the health or safety of our campus community.
 Your ZagAlert contact information is considered current; should a campus emergency occur this information will be exchanged with our ZagAlert system provider. You will start receiving reminders to update your contact information on or around Friday, January 28, 2011.

[Student & Financial Aid](#)
Register for classes; Display your class schedule; View your holds; Display your grades & transcripts; Enrollment Verification Activities; Review Financial Aid requirements & awards; Complete online course evaluations; 1098-T Tuition Statement; Review Housing information.

[Search for Classes](#)
Search the class schedule for courses available during a specific term. This option facilitates adding classes to your schedule.

[Faculty & Advisors](#)
Display faculty schedule; Display class list; Enter grades; Display student information; Display advisor information; Display course catalog; Display course offerings; Online course evaluations.

[Electronic Billing, Payment, and Deposits](#)
Review your most recent electronic billing statement. Via **CASHNet**, make a payment on your student Account, or payment of tuition or room deposit.

[Online Course Evaluations](#)
Online course evaluations may be enabled for the classes you are enrolled in this term. Click this link to choose a TERM and display a list of your classes being evaluated online.

[GU Whos Who](#)
GU Who's Who is the official student directory. Personal student information available can include photo, student status, email address, phone number, and mailing address. Students who would like to make changes to their personal information must contact the REGISTRAR'S OFFICE. (Law Students contact the Registrar at ext 3731 or on the 2nd floor of the Law Building. All other Students contact the Registrar at ext 6592 or on the 2nd floor of the Administration Building.) Please Note. Student records flagged as "Confidential and Restricted" will NOT be displayed.

[Personal Information](#)
View or update address(es), phone number(s), e-mail address(es), emergency contact information & marital status; View name change & social security number change information; Change your PIN.

[Alumni Services](#)
Find a classmate; Communicate with your alma mater; Update career advisor information; Enter a job posting; Make a pledge; Review giving history; Become a volunteer; Update your volunteer activities; Make a donation on-line using your credit card.

Select the 'Student & Financial Aid' option.



Browser tabs: Favorites, Gonzaga INB, NoliJWeb_Logon, English - Gonz..., Workflow 'Su...', Student &... X

Gonzaga University - Zagweb

Navigation menu: Student Services & Financial Aid, Faculty Services, Personal Information, Alumni Services, Employee Services

Search: Go

RETURN TO MENU SITE MAP HELP EXIT

Student & Financial Aid

- [Registration](#)
Check your registration status; Add or drop classes; Select variable credits, grading modes, or levels; Display your class schedule; Complete online course evaluations.
- [Student Records](#)
View your holds; Display your grades and transcripts; Review charges and payments; Degree Evaluation; 1098-T Tuition Statement, Law Exam Numbers.
- [Financial Aid](#)
Eligibility and Award Information
- [Housing and Residence Life](#)
ZagLiving; Off-Campus Rental Payments
- [National Student Clearinghouse](#)
This **free** service is offered by **Gonzaga University** through the National Student Clearinghouse. The service allows you to perform a wide range of enrollment verification activities via the Web such as printing your own enrollment verification certificates for health insurers, viewing your enrollment history status, checking enrollment verifications that the Clearinghouse has provided to student service providers on your behalf, viewing student loan deferments, and linking to real-time information on your student loans.
IMPORTANT: Do NOT use the browser forward/back buttons. LOG OFF when you are done to protect the privacy of your records.

ZAGWEB RELEASE: 8.4

powered by **SUNGARD** HIGHER EDUCATION

Choose the 'Student Records' menu.



Windows browser window showing the Gonzaga University - Zagweb portal. The browser tabs include Favorites, Gonzaga INB, NoliWeb_Logon, English - Gonz..., Workflow 'Su...', and Student R... X. The page header displays the Gonzaga University logo and the text "Gonzaga University - Zagweb".

The main navigation menu includes: **Student Services & Financial Aid**, Faculty Services, Personal Information, Alumni Services, and Employee Services.

A search bar is present with a "Go" button. Navigation links include: RETURN TO MENU, SITE MAP, HELP, and EXIT.

Student Records

- [View Holds](#)
- [Final Grades](#)
- [Academic Transcript](#)
- [Account Summary by Term](#)
- [Select Tax Year](#)
- [1098-T Tuition Statement](#)
- [Degree Evaluation](#)
- [Apply to Graduate](#)
- [View Application to Graduate](#)
- [Review your Law Exam Numbers](#)
- [Review your Law Class Rank](#)

ZAGWEB RELEASE: 8.4

powered by **SUNGARD** HIGHER EDUCATION

The 'Degree Evaluation' menu will allow you to view your progress towards degree requirement completion.



This menu prompts you to select the current term.

File Edit View Favorites Tools Help
x Convert Select

Favorites Gonzaga INB NoljWeb_Logon English - Gonz... Workflow 'Su... Select Cur... X

Gonzaga University - Zagweb

Student Services & Financial Aid Faculty Services Personal Information Alumni Services Employee Services

Search Go RETURN TO MENU SITE MAP HELP EXIT

Select Current Term

Please select the current term

Select a Term:

ZAGWEB RELEASE: 8.4.0.1.G1

powered by
SUNGARD HIGHER EDUCATION



Generate New Evaluation

Allows you to run a degree evaluation based on the 'Curriculum Information' that appears on the page.



What-if-Analysis

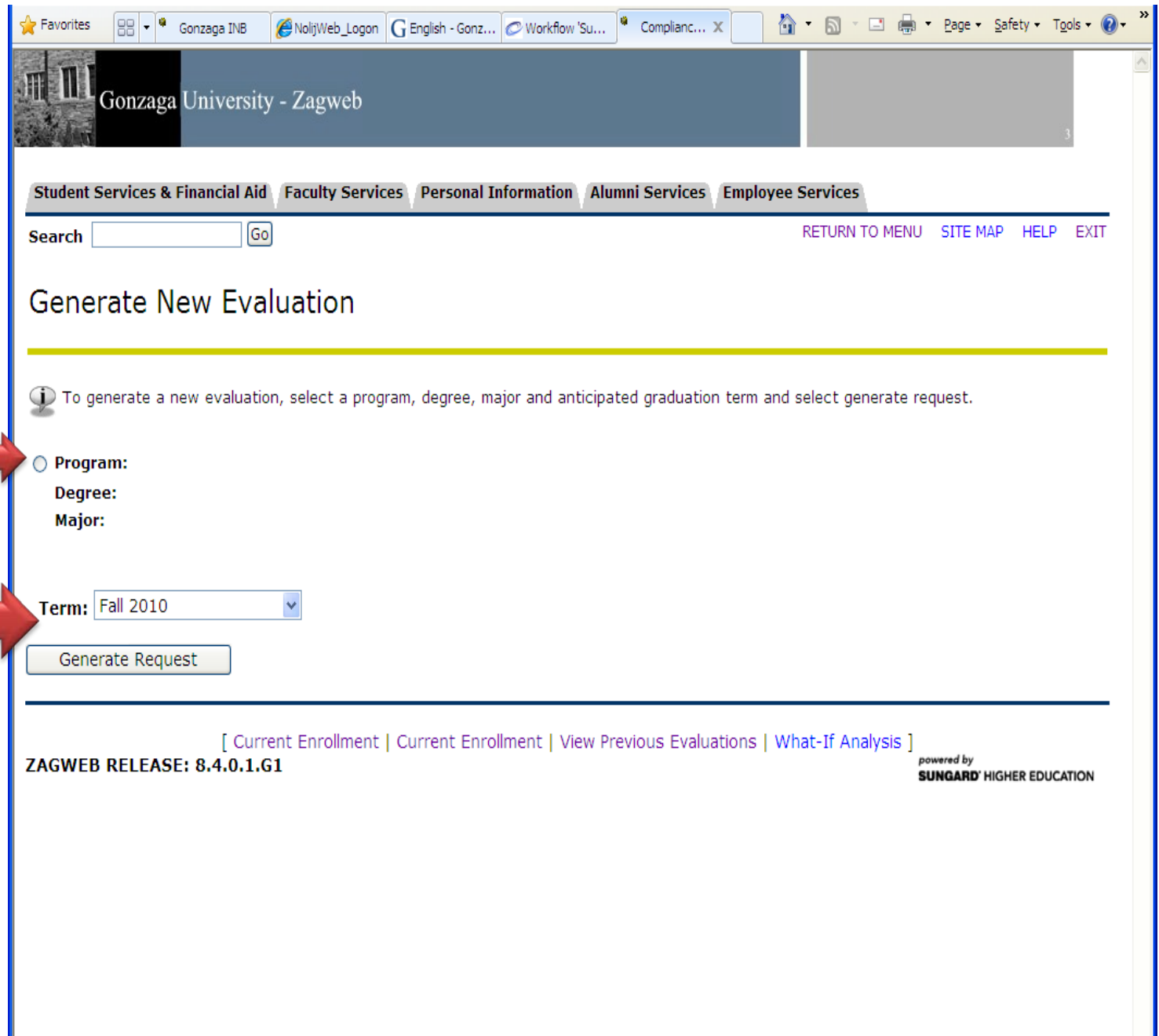
Allows you to run an evaluation by selecting curriculum information from a series of drop-down menus.

The screenshot shows a web browser window with the following elements:


- Browser Tabs:** Favorites, Gonzaga INB, NoliWeb_Logon, English - Gonz..., Workflow 'Su...', Degree E...
- Page Header:** Gonzaga University - Zagweb
- Navigation Menu:** Student Services & Financial Aid, Faculty Services, Personal Information, Alumni Services, Employee Services
- Search:** Search Go
- Links:** RETURN TO MENU, SITE MAP, HELP, EXIT
- Section Header:** Degree Evaluation Record
- Message:** You may generate a degree evaluation for the curriculum(s) listed below. To view evaluation results, select a program.
- Curriculum Information:**
 - Curriculum
 - Program:
 - Catalog Term:
 - Level:
 - Campus:
 - College:
 - Degree:
- Form:** Email your advisor :
- Footer:** [View Previous Evaluations | Generate New Evaluation | What-if Analysis | View Holds]
- Page-Footer:** ZAGWEB RELEASE: 8.4.0.1.G1 powered by SUNGARD HIGHER EDUCATION





**Generate
New Evaluation**



The screenshot shows a web browser window with several tabs open, including 'Gonzaga INB', 'NolijWeb_Logon', 'English - Gonz...', 'Workflow 'Su...', and 'Complanc... X'. The page header features the Gonzaga University logo and the text 'Gonzaga University - Zagweb'. Below the header is a navigation menu with tabs for 'Student Services & Financial Aid', 'Faculty Services', 'Personal Information', 'Alumni Services', and 'Employee Services'. A search bar is located below the navigation menu, with a 'Go' button and links for 'RETURN TO MENU', 'SITE MAP', 'HELP', and 'EXIT'. The main content area is titled 'Generate New Evaluation' and contains an information icon and the text: 'To generate a new evaluation, select a program, degree, major and anticipated graduation term and select generate request.' Below this text are three labels: 'Program:', 'Degree:', and 'Major:', each followed by a radio button. A 'Term:' label is followed by a dropdown menu showing 'Fall 2010'. A 'Generate Request' button is located below the form fields. At the bottom of the page, there are links for '[Current Enrollment | Current Enrollment | View Previous Evaluations | What-If Analysis]', the text 'ZAGWEB RELEASE: 8.4.0.1.G1', and the logo for 'powered by SUNGARD HIGHER EDUCATION'.

Select the program
information. 

Select the current
term and then
'Generate request'. 



What-if-Analysis

What-if Analysis

Step 1 : Select a term.

Entry Term: None

Continue

ZAGWEB RELEASE: 8.4.0.1

powered by SUNGARD HIGHER EDUCATION

Select a catalogue term from the drop-down menu and select 'Continue'. This defines your degree requirements.

Select a degree program from the drop-down menu and select 'Continue'.

What-if Analysis

Step 2 : Please select the program you would like to evaluate.

Entry Term: Fall 2009

Program: None

Continue

ZAGWEB RELEASE: 8.4.0.1

powered by SUNGARD HIGHER EDUCATION



What-if-Analysis

Step 3 : Select a major.

Entry Term: Fall 2009
Program: Master of Counselling
Level: Graduate
Degree: Master of Counselling
College: School of Education
Campus: Off-Campus
First Major*: None

[[Current Enrollment](#) | [Current Enrollment](#) | [View Previous Evaluations](#) | [Generate New Evaluation](#)]

ZAGWEB RELEASE: 8.4.0.1

powered by
SUNGARD HIGHER EDUCATION

Select a major from the drop-down menu and select 'Continue'.



Select 'Add More' to include a concentration. Select 'Submit' when you have chosen all of your curriculum .



What-if-Analysis

Student Services & Financial Aid Faculty Services Personal Information Alumni Services Employee Services

Search [RETURN TO MENU](#) [SITE MAP](#) [HELP](#) [EXIT](#)

What-if Analysis

Step 4 : Select an evaluation term.

Please note, processing may take a few minutes.

Entry Term: Fall 2009
Program: Master of Counselling
Level: Graduate
Degree: Master of Counselling
College: School of Education
Campus: Off-Campus

First Major: Counselling
First Department: Counselor Education

Evaluation Term:

[[Current Enrollment](#) | [Current Enrollment](#) | [View Previous Evaluations](#) | [Generate New Evaluation](#)]

ZAGWEB RELEASE: 8.4.0.1

powered by
SUNGARD HIGHER EDUCATION

The Evaluation term should always be the most current term, which is the default.



Select 'Generate Request' to run the degree evaluation.

- Once the evaluation is complete it will display in the window with requirements not met appearing in **red**. The evaluation is separated into several sections.
 - total degree credits requirements
 - Degree course requirements
 - Concentration requirements where applicable
 - An elective area to accumulate credits not used for the fulfillment of specific course requirements.
- Students may substitute or waive course requirements with the permission of the department, however the total degree credit requirements must be met.
 - Paperwork must be completed and signed by the department and Dean before this will reflect on a degree evaluation.
- Students may transfer course work from other accredited institutions into Gonzaga University to fulfill course requirements or elective credits using the following criteria:
 - Official transcripts must be received and paperwork must be completed and signed by the department and Dean before this will reflect on a degree evaluation.
 - Student may transfer in a maximum of 1/5th of the total degree credit requirement (i.e. 33 credit degree program may transfer a maximum of six (6) semester credits).
 - Course work transferred from a quarter school is converted to semester credits as 1 quarter credit to .66 semester credits.
 - A minimum grade of a 'B' or '3.0' on a 4.0 scale must be received in order to transfer to Gonzaga.
 - Transfer grades are calculated into the Gonzaga cumulative grade point average (g.p.a.).
 - Graduate students may only transfer course work from another institution if it is distinguished by the awarding school as graduate level and has not been used in a previous degree.
 - Doctoral students may only transfer course work from another institution if it is distinguished by the awarding school as doctoral level and has not been used in a previous degree.