
















## 1. In which college do you teach?

		Response Percent	Response Count
Arts and Sciences		65.8%	79
Business		10.0%	12
Education		9.2%	11
Engineering		3.3%	4
English Language/International Students		1.7%	2
Professional Studies		8.3%	10
Other (please specify)		1.7%	2
		<b>answered question</b>	<b>120</b>
		<b>skipped question</b>	<b>0</b>






## 2. What is your teaching status? (Check only one answer.)

		Response Percent	Response Count
Full-time faculty		89.2%	107
Adjunct faculty		9.2%	11
Part-time faculty		1.7%	2
		<b>answered question</b>	<b>120</b>
		<b>skipped question</b>	<b>0</b>

**3. How frequently do you use the library or library services in the building?(Check only one answer.)**

		Response Percent	Response Count
Daily		0.8%	1
Weekly		26.1%	31
<b>1-2 times per month</b>		<b>41.2%</b>	<b>49</b>
1-2 times per semester		29.4%	35
Not at all		2.5%	3
<b>answered question</b>			<b>119</b>
<b>skipped question</b>			<b>1</b>

**4. How frequently do you use library services electronically either from your office or home?**

		Response Percent	Response Count
Daily		16.7%	20
<b>Weekly</b>		<b>46.7%</b>	<b>56</b>
Monthly		13.3%	16
Infrequently		15.8%	19
Not at all		7.5%	9
<b>answered question</b>			<b>120</b>
<b>skipped question</b>			<b>0</b>




**5. Do you use other libraries on a regular basis in order to find resources you need as a faculty member? (If yes, check any that apply.)**

		Response Percent	Response Count
No, Not at this time		42.4%	50
Yes		33.9%	40
Public Libraries		25.4%	30
Other Academic Libraries		34.7%	41
Gonzaga Law Library	<input type="checkbox"/>	2.5%	3
Other (please specify)	<input type="checkbox"/>	3.4%	4
<b>answered question</b>			<b>118</b>
<b>skipped question</b>			<b>2</b>














**6. How often do your student assignments require library research or the use of library resources?**

		Response Percent	Response Count
Once a semester		27.7%	33
2-3 times a semester		29.4%	35
<b>More than 3 times a semester</b>		<b>30.3%</b>	<b>36</b>
Not at all		12.6%	15
<b>answered question</b>			<b>119</b>
<b>skipped question</b>			<b>1</b>







**7. In the last year, has a librarian given a presentation on library services to one of your classes?**

		<b>Response Percent</b>	<b>Response Count</b>
YES		24.8%	29
NO		62.4%	73
Didn't know it was available.		12.8%	15
<b>answered question</b>			<b>117</b>
<b>skipped question</b>			<b>3</b>










**8. Which types of library or information resources do you either recommend or require your students use to complete their assignments? (Check all that apply.)**

		Response Percent	Response Count
Books in Foley Library		71.1%	81
Curriculum Center Materials		10.5%	12
Indexes & databases on Foley's web page		68.4%	78
Foley's print periodicals (magazines, newspapers, journals) on the Lower Level		64.0%	73
Electronic periodicals (magazines, newspapers, journals) available via Periodicals @ Foley		66.7%	76
Government Publications		14.0%	16
Internet resources found via Google, etc.		46.5%	53
Non-print materials(videos, CDs, DVDs, music, etc.)		29.8%	34
Popular Books		7.0%	8
Reference Materials		50.0%	57
Reserve Materials		40.4%	46
Special Collections Materials		2.6%	3
Other (please specify)		5.3%	6
		<b>answered question</b>	<b>114</b>
		<b>skipped question</b>	<b>6</b>

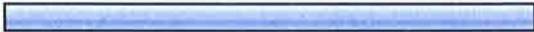


**9. What electronic resources do you use on a regular basis from your office or home computer? (Check all that apply.)**

		<b>Response Percent</b>	<b>Response Count</b>
<b>Foley library catalog to find books</b>		<b>84.3%</b>	<b>91</b>
Indexes and Databases to find periodical articles		81.5%	88
Library Subject Guides to find recommended resources		8.3%	9
NetLibrary to find online books		7.4%	8
Classical Music Library to listen to music		2.8%	3
Other (please specify)		5.6%	6
		<b>answered question</b>	<b>108</b>
		<b>skipped question</b>	<b>12</b>

## 10. Which of the following library services are of value to you? (Check all that apply.)

		Response Percent	Response Count
Bulldog Express (delivery of books to faculty)		53.0%	61
Faculty Carrels which are assigned for a semester		12.2%	14
<b>Interlibrary Loans</b>		<b>88.7%</b>	<b>102</b>
Library Instruction/Orientation for your classes		36.5%	42
New Additions to the Collection (online list)		37.4%	43
Notification of Ordered Materials (email update)		64.3%	74
Reference Resources		60.9%	70
Reserves		43.5%	50
Other (please specify)		5.2%	6
		<b>answered question</b>	<b>115</b>
		<b>skipped question</b>	<b>5</b>

**11. Do you participate in recommending materials to purchase for the library's collection, either books or non-print resources?**

		Response Percent	Response Count
Yes		79.8%	95
No		7.6%	9
Not aware of how to participate...		12.6%	15
<b>answered question</b>			<b>119</b>
<b>skipped question</b>			<b>1</b>

**12. We are developing plans to evaluate the book collection in terms of how well the resources relate to the curriculum. How important is faculty involvement in this process?**

	Not Important	Somewhat Important	Very Important	Rating Average	Response Count
Select only one	0.0% (0)	14.3% (17)	85.7% (102)	2.86	119
<b>answered question</b>					<b>119</b>
<b>skipped question</b>					<b>1</b>

**13. Please rate your satisfaction with the quality of library services you have used in Foley Center.**

	<b>Not used</b>	<b>Not Adequate</b>	<b>Satisfactory</b>	<b>Excellent</b>	<b>Rating Average</b>	<b>Response Count</b>
Circulation/Reserves	6.8% (8)	0.9% (1)	38.5% (45)	<b>53.8% (63)</b>	3.39	117
Curriculum Center	<b>76.9% (80)</b>	1.9% (2)	12.5% (13)	8.7% (9)	1.53	104
Interlibrary Loan	12.1% (14)	3.4% (4)	30.2% (35)	<b>54.3% (63)</b>	3.27	116
Library Instruction	<b>50.5% (54)</b>	1.9% (2)	17.8% (19)	29.9% (32)	2.27	107
Periodicals Desk	<b>37.4% (43)</b>	4.3% (5)	35.7% (41)	22.6% (26)	2.43	115
Reference Desk	16.1% (19)	1.7% (2)	33.1% (39)	<b>49.2% (58)</b>	3.15	118
Special Collections	<b>74.8% (77)</b>	1.0% (1)	7.8% (8)	16.5% (17)	1.66	103
<b>answered question</b>						<b>120</b>
<b>skipped question</b>						<b>0</b>

**14. Please rate the library's resources in terms of whether they are adequate to support your teaching at Gonzaga?**

	<b>Not adequate</b>	<b>Satisfactory</b>	<b>Excellent</b>	<b>Rating Average</b>	<b>Response Count</b>
Library Resources for Teaching	20.2% (24)	<b>59.7% (71)</b>	20.2% (24)	2.00	119
<b>answered question</b>					<b>119</b>
<b>skipped question</b>					<b>1</b>

**15. Please rate the resources of the library in terms of whether they are adequate for your students to complete their assignments in your classes?**

	<b>Not Adequate</b>	<b>Satisfactory</b>	<b>Excellent</b>	<b>Rating Average</b>	<b>Response Count</b>
Library Resources for Student Assignments	15.8% (19)	<b>62.5% (75)</b>	21.7% (26)	2.06	120
			<b>answered question</b>		<b>120</b>
			<b>skipped question</b>		<b>0</b>

**16. If you were the Dean of the Library and had to focus on one area for improvement, what would that be?**

	<b>Response Count</b>
	84
<b>answered question</b>	<b>84</b>
<b>skipped question</b>	<b>36</b>