

First Destination Survey

2014-2015 Report

Career & Professional Development

Gonzaga University
Crosby Suite 104
502 East Boone Ave.
Spokane, WA 99258
509.313.4234 | careers@gonzaga.edu



Gonzaga University Career & Professional Development

- O. Ray Angle, Assistant Vice President for Career & Professional Development
- Karen Franks-Harding, Recruitment Specialist
- Michael Gerety, Marketing & Career Event Coordinator
- Mary Ritter Heitkemper, Director, Academic Engagement
- Vicki Hucke, Manager, Employer Engagement
- Jenn Klein, Career Data, Computer Research Specialist
- Brittany Leland, Assistant Director, Career Education & Experiential Engagement
- Melissa McNair, Program Assistant III
- Chris Ryman, Internship Manager
- Erin Shields, Associate Director, Alumni & Employer Engagement
- Molly Spilker, Office Assistant

Career & Professional Development (CPD) would like to express sincere appreciation to all of our colleagues and stakeholders who helped collect and compile this information. Special thanks to:

- Michael Gerety (CPD) who conceptualized and designed the materials to allow us to tell our First Destination Survey Report story.
- Jennifer Klein (CPD) who has so masterfully developed surveys, entered data and manipulated reports for over eight years.
- Molly Spilker (CPD) who helped us expand our Knowledge Rate from 65% to over 95% through daily telephone surveying.
- Christina Turner (Institutional Research) who used her impeccable Microsoft Excel skills to help us create and reconfigure reports, scrub data and streamline our efficiency.

TABLE OF CONTENTS

- 4 Executive Summary
- 5 College/School Summary
- 6 College of Arts & Sciences
- 9 School of Business Administration
- 10 School of Education
- 11 School of Engineering & Applied Science
- 12 School of Nursing & Human Physiology
- 13 School of Professional Studies
- 14 Top Employers & Service Organizations
- 15 Top Graduate Schools
- 16 First Destination by State and City
- 17 Salary Information
- 18 Employers Recruiting in 2014-2015

EXECUTIVE SUMMARY

Graduating Class of 2015

The First Destination Survey Report is prepared annually by Career & Professional Development using the guidelines developed by the National Association of Colleges and Employers (NACE).

- This report includes data from undergraduates earning degrees between July 1, 2014 and June 30, 2015.
- The 95.7% Knowledge Rate for this report exceeds NACE's suggested Knowledge Rate of 65.0% by over 30 percentage points and was obtained through both student responses and staff research.
- Data collection strategies included:
 - Surveying students in person at events and programs, and in classrooms,
 - Surveying students via an online survey tool,
 - Surveying students via telephone after graduation,
 - Employing the assistance of colleges, schools, departments, faculty, staff and administrators to obtain and/or verify first destination data,
 - Conducting online research on social media sites and organizational web pages, and,
 - Obtaining graduate school attendance information from the National Student Clearinghouse (StudentTracker) database.
- The 92.4% Success Rate was obtained by combining employment (full and part-time), continuing education, volunteer service, and military service.
- Students who were not seeking employment or continuing educations (5%) were removed from the survey.
- 7.6% of graduating students were still seeking employment or graduate school admission on December 31, 2015. At this time, the U.S. national unemployment rate was 5.0%.
- According to NACE, Success Rate for the class of 2014 was 80.3%. Even if the Success Rate for 2015 moves a few points higher than 2014, the Gonzaga University Success Rate of 92.4% suggest that Zags fare well in comparison to national data.

O. Ray Angle, Assistant Vice President
Career & Professional Development
Division of Student Development

COLLEGE/SCHOOL SUMMARY

92.4%
SUCCESS RATE

Total Undergraduates 1,153

Known Status 1,103

Knowledge Rate 95.7%

Not Seeking Employment 5.0%

Employed 65.6%

Continuing Education 17.0%

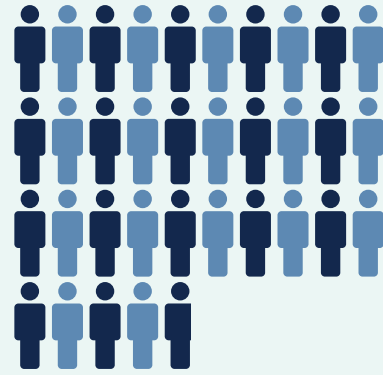
Volunteer Service 5.5%

Military Service 1.2%

Seeking Employment or Continued Education 7.6%

Employed or Continuing Education 92.4%

65.6% Employed



17.0% Continuing Education



5.5% Volunteer Service



1.2% Military Service

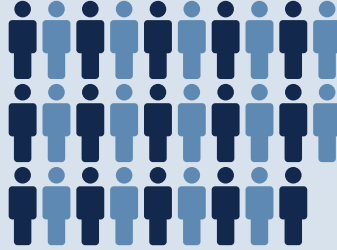


AY 2015 Graduates (Undergraduate Only)	# UG Graduates	# Status Known	# Status Known (excl. not-seeking empl/educ)	% Knowledge Rate	% Employed/Cont. Education/Vol/ Military	% Seeking Empl. or Cont. Ed.	% Employed	% Cont Ed.	% Volunteer Service	% Military Service
Gonzaga University	1,153	1,103	1,067	95.7%	92.4%	7.6%	65.6%	17.0%	5.5%	1.2%
College of Arts & Sciences	539	510	490	94.6%	93.5%	6.5%	58.0%	20.4%	9.6%	1.8%
School of Nursing & Human Physiology	96	93	84	96.9%	89.3%	10.7%	58.1%	15.1%	5.4%	2.2%
School of Business Administration	281	268	265	95.4%	93.2%	6.8%	75.0%	15.7%	1.1%	0.4%
School of Education	56	55	54	98.2%	98.1%	1.9%	65.5%	27.3%	3.6%	0.0%
School of Engineering & Applied Science	178	176	173	98.9%	87.9%	12.1%	77.8%	6.8%	1.1%	0.6%
School of Professional Studies	3	1	1	33.3%	100.0%	0.0%	0.0%	100.0%	0.0%	0.0%

COLLEGE OF ARTS & SCIENCES

93.5%
SUCCESS RATE

58.0% Employed



20.4% Continuing Education



9.6% Volunteer Service



1.8% Military Service



6.5% Seeking Employment or Continuing Education



539
GRADUATES

94.6%
KNOWLEDGE RATE

COLLEGE OF ARTS & SCIENCES (CONT)

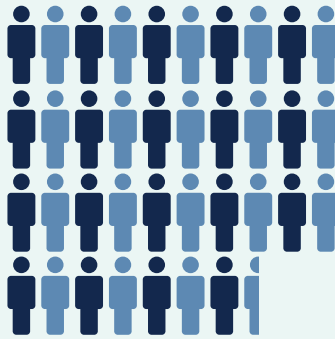
AY 2015 Graduates (Undergraduate Only)	# UG Graduates	# Status Known	# Status Known (excl. not-seeking empl/educ)	% Knowledge Rate	% Employed/Cont. Education/Vol/ Military	% Seeking Empl. or Cont. Ed.	% Employed	% Cont Ed.	% Volunteer Service	% Military Service
College of Arts & Sciences	539	510	490	94.6%	93.5%	6.5%	58.0%	20.4%	9.6%	1.8%
Applied Comm Studies	11	11	10	100.0%	100.0%	0.0%	63.8%	18.2%	9.1%	0.0%
Art	6	6	5	100.0%	100.0%	0.0%	83.3%	0.0%	0.0%	0.0%
Biochemistry	9	9	9	100.0%	88.9%	11.1%	77.8%	11.1%	0.0%	0.0%
Biology (BA)	29	26	24	89.7%	87.5%	12.5%	53.8%	19.2%	7.7%	0.0%
Biology (BS)	59	59	56	100.0%	91.1%	8.9%	52.5%	30.5%	3.4%	0.0%
Broadcast & Electronic Media	21	19	17	90.5%	94.1%	5.9%	78.9%	0.0%	5.3%	0.0%
Chemistry (BA)	1	1	1	100.0%	100.0%	0.0%	100.0%	0.0%	0.0%	0.0%
Chemistry (BS)	2	2	2	100.0%	100.0%	0.0%	50.0%	50.0%	0.0%	0.0%
Classical Civilization	9	8	7	88.9%	100.0%	0.0%	50.0%	25.0%	12.5%	0.0%
Communication Studies	1	1	1	100.0%	100.0%	0.0%	100.0%	0.0%	0.0%	0.0%
Criminal Justice	31	31	31	100.0%	93.5%	6.5%	45.2%	19.4%	12.9%	16.1%
Economics (BA)	15	14	13	93.3%	76.9%	23.1%	57.1%	7.1%	7.1%	0.0%
Economics (BS)	11	10	10	90.9%	100.0%	0.0%	50.0%	50.0%	0.0%	0.0%
English	46	43	41	93.5%	97.6%	2.4%	60.5%	16.3%	16.3%	0.0%
Environmental Studies	16	15	14	93.8%	92.9%	7.1%	86.7%	0.0%	0.0%	0.0%
French	6	6	6	100.0%	100.0%	0.0%	50.0%	33.0%	16.7%	0.0%
History	32	28	28	87.5%	92.9%	7.1%	42.9%	21.4%	21.4%	7.1%
INST-European Studies	3	3	3	100.0%	100.0%	0.0%	66.7%	33.3%	0.0%	0.0%
INST-International Relations	17	17	16	100.0%	81.3%	18.8%	41.2%	11.8%	11.8%	11.8%
INST-Latin American Studies	4	3	3	75.0%	66.7%	33.3%	66.7%	0.0%	0.0%	0.0%
Journalism	9	8	8	88.9%	87.5%	12.5%	62.5%	0.0%	25.0%	0.0%
Math-Computer Science	2	2	2	100.0%	100.0%	0.0%	100.0%	0.0%	0.0%	0.0%

AY 2015 Graduates (Undergraduate Only)	# UG Graduates	# Status Known	# Status Known (excl. not-seeking empl/educ)	% Knowledge Rate	% Employed/Cont. Education/Vol/ Military	% Seeking Empl. or Cont. Ed.	% Employed	% Cont Ed.	% Volunteer Service	% Military Service
College of Arts & Sciences	539	510	490	94.6%	93.5%	6.5%	58.0%	20.4%	9.6%	1.8%
Mathematics (BA)	6	6	6	100.0%	100.0%	0.0%	50.0%	33.3%	16.7%	0.0%
Mathematics (BS)	5	4	3	100.0%	100.0%	0.0%	75.0%	0.0%	0.0%	0.0%
Music	4	4	4	100.0%	100.0%	0.0%	50.0%	25.0%	25.0%	0.0%
Music Education	4	4	4	100.0%	100.0%	0.0%	100.0%	0.0%	0.0%	0.0%
Philosophy	9	7	7	100.0%	100.0%	0.0%	28.6%	57.1%	14.3%	0.0%
Physics	2	2	2	100.0%	100.0%	0.0%	0.0%	100.0%	0.0%	0.0%
Political Science	33	29	28	100.0%	100.0%	0.0%	55.2%	24.1%	17.2%	0.0%
Psychology	70	67	65	92.3%	92.3%	7.7%	47.8%	31.3%	10.4%	0.0%
Public Relations	46	46	45	95.6%	95.6%	4.4%	84.8%	8.7%	0.0%	0.0%
Sociology	17	17	17	94.1%	94.1%	5.9%	47.1%	23.5%	23.5%	0.0%
Spanish	2	2	2	100.0%	100.0%	0.0%	100.0%	0.0%	0.0%	0.0%

SCHOOL OF BUSINESS ADMINISTRATION

93.2%
SUCCESS RATE

75.0% Employed



15.7% Continuing Education



5.4% Volunteer Service



0.4% Military Service



6.8% Seeking Employment or Continuing Education



281
GRADUATES

95.4%
KNOWLEDGE RATE

AY 2015 Graduates (Undergraduate Only)	# UG Graduates	# Status Known	# Status Known (excl. not-seeking empl/educ)	% Knowledge Rate	% Employed/Cont. Education/Vol/ Military	% Seeking Empl. or Cont. Ed.	% Employed	% Cont Ed.	% Volunteer Service	% Military Service
School of Business Administration	281	268	265	95.4%	93.2%	6.8%	75.0%	15.7%	1.1%	0.4%
Accounting	76	76	76	100.0%	98.7%	1.3%	68.4%	30.3%	0.0%	0.0%
Business Administration	205	192	189	93.7%	91.0%	9.0%	77.6%	9.9%	1.6%	0.5%

SCHOOL OF EDUCATION

98.1%
SUCCESS RATE



0.0% Military Service



56
GRADUATES

98.2%
KNOWLEDGE RATE

AY 2015 Graduates (Undergraduate Only)	# UG Graduates	# Status Known	# Status Known (excl. not-seeking empl/educ)	% Knowledge Rate	% Employed/Cont. Education/Vol/ Military	% Seeking Empl. or Cont. Ed.	% Employed	% Cont. Ed.	% Volunteer Service	% Military Service
School of Education	56	55	54	98.2%	98.1%	1.9%	65.5%	27.3%	3.6%	0.0%
Physical Education	8	8	8	100.0%	87.5%	12.5%	62.5%	25.0%	0.0%	0.0%
Special Education	28	28	28	100.0%	100.0%	0.0%	57.1%	39.3%	3.6%	0.0%
Sport Management	20	19	18	95.0%	100.0%	0.0%	78.9%	10.5%	5.3%	0.0%

SCHOOL OF ENGINEERING & APPLIED SCIENCE

87.9%
SUCCESS RATE

77.8% Employed



6.8% Continuing Education



1.1% Volunteer Service



0.6% Military Service



12.1% Seeking Employment or Continuing Education



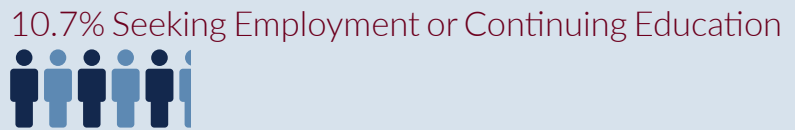
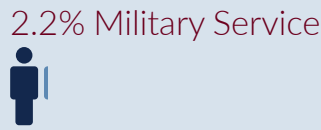
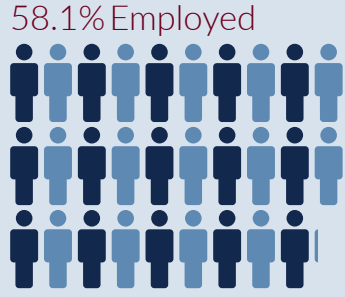
176
GRADUATES

98.9%
KNOWLEDGE RATE

AY 2015 Graduates (Undergraduate Only)	# UG Graduates	# Status Known	# Status Known (excl. not-seeking empl/educ)	% Knowledge Rate	% Employed/Cont. Education/Vol/ Military	% Seeking Empl. or Cont. Ed.	% Employed	% Cont Ed.	% Volunteer Service	% Military Service
School of Engineering & Applied Science	178	176	173	98.9%	87.9%	12.1%	77.8%	6.8%	1.1%	0.6%
Civil Engineering	43	43	43	100.0%	90.7%	9.3%	83.7%	7.0%	0.0%	0.0%
Computer Engineering	11	11	11	100.0%	81.8%	18.2%	72.7%	9.1%	0.0%	0.0%
Computer Science	25	25	25	100.0%	88.0%	12.0%	80.0%	8.0%	0.0%	0.0%
Electrical Engineering	17	17	16	100.0%	87.5%	12.5%	58.8%	23.5%	0.0%	0.0%
Engineering Management	5	5	5	100.0%	100.0%	0.0%	100.0%	0.0%	0.0%	0.0%
Mechanical Engineering	77	75	73	97.4%	86.3%	13.7%	77.3%	2.7%	2.7%	1.3%

SCHOOL OF NURSING & HUMAN PHYSIOLOGY

89.3%
SUCCESS RATE



96
GRADUATES

96.9%
KNOWLEDGE RATE

AY 2015 Graduates (Undergraduate Only)	# UG Graduates	# Status Known	# Status Known (excl. not-seeking empl/educ)	% Knowledge Rate	% Employed/Cont. Education/Vol/ Military	% Seeking Empl. or Cont. Ed.	% Employed	% Cont Ed.	% Volunteer Service	% Military Service
School of Nursing & Human Physiology	96	93	84	96.9%	89.3%	10.7%	58.1%	15.1%	5.4%	2.2%
Human Physiology	39	39	38	100.0%	89.5%	10.5%	48.7%	30.8%	5.1%	2.6%
Nursing	57	54	46	94.7%	89.1%	10.9%	64.8%	3.7%	5.6%	1.9%

SCHOOL OF PROFESSIONAL STUDIES

100.0%
SUCCESS RATE

0.0% Employed

100.0% Continuing Education



0.0% Volunteer Service

0.0% Military Service

0.0% Seeking Employment or Continuing Education

3
GRADUATES

33.3%
KNOWLEDGE RATE

AY 2015 Graduates (Undergraduate Only)	# UG Graduates	# Status Known	# Status Known (excl. not-seeking empl/educ)	% Knowledge Rate	% Employed/Cont. Education/Vol/ Military	% Seeking Empl. or Cont. Ed.	% Employed	% Cont Ed.	% Volunteer Service	% Military Service
School of Professional Studies	3	1	1	33.3%	100.0%	0.0%	0.0%	100.0%	0.0%	0.0%
General Studies	3	1	1	33.3%	100.0%	0.0%	0.0%	100.0%	0.0%	0.0%

TOP EMPLOYERS & SERVICE ORGANIZATIONS

Total Employers & Service Organizations **601**

Total Hired Graduates (Minus Unspecified) **787**

Hired 10 Or More Graduates **5**

Hired 5-9 Graduates **10**

Hired 4 Graduates **4**

Hired 3 Graduates **11**

Hired 2 Graduates **34**

Hired 1 Graduate **537**

Employers & Service Organizations	Hires
Jesuit Volunteer Corps	21
United States Army	13
Boeing	13
AmeriCorps	11
Self-Employed	10
Costco	9
Gonzaga University	8
Deloitte	8
Teach for America	7
Nordstrom	6
Swedish Medical Center	6
Sacred Heart Medical Center	6
PwC	5
Washington State University	5
Puget Sound Naval Shipyard	5
Target	4
Providence Health & Services	4
WE Communications	4
Liberty Mutual Insurance	4
Moss Adams	3
The Walt Disney Company	3
Otak, Inc.	3
Scribe America	3
Microsoft	3
KPMG	3
BDO	3
Lutheran Volunteer Corps	3
Avista	3
Epic Systems Corporation	3
Fast Enterprises	3

TOP GRADUATE SCHOOLS

Top Graduate Schools	Students
Gonzaga University	83
University of Washington	17
University of Oregon	6
Washington State University	5
University of Portland	4
University of Southern California	4
Creighton University	4
Seattle University	4
Portland State University	4
Idaho State University	3
University of Montana	3
Eastern Washington University	3
Santa Clara University	3
Regis University	3
Arizona State University	2
Washington University (St. Louis)	2
Michigan State University	2
University of Colorado	2
University of Utah	2
Northern Arizona University	2
University of Wisconsin	2
Oregon State University	2
New York University	2
Concordia University	2
Pacific University	2

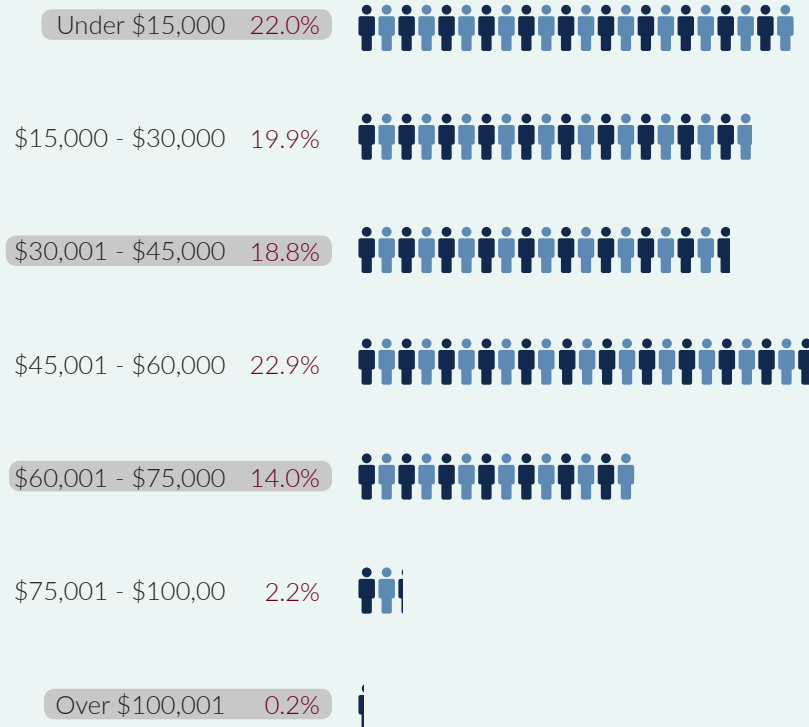
FIRST DESTINATION BY STATE

State/Country	Employed Grads
Washington State	500
Spokane	221
Seattle	136
Bellevue	22
Spokane Valley	11
California	120
San Francisco	22
Los Angeles	11
Oregon	69
Portland	50
Colorado	37
Denver	19
Idaho	23
Coeur d'Alene - Post Falls	10
Arizona	18
Phoenix-Tempe	11
New York	16
New York City	13
Massachusetts	13
Boston	10
Utah	9
Wisconsin	9
Florida	8
Pennsylvania	8
Missouri	8
Texas	7

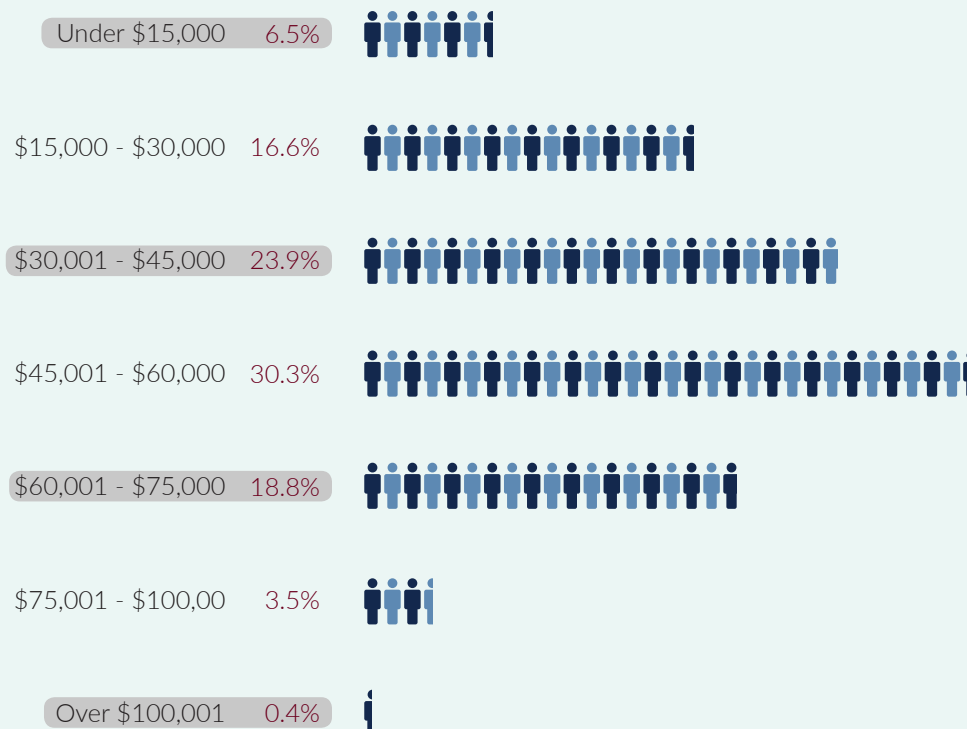
State/Country	Employed Grads
Illinois	7
Montana	7
Arkansas	6
Washington DC	6
Minnesota	5
Hawaii	5
Indiana	4
Nebraska	4
Nevada	4
Georgia	3
Maryland	3
Virginia	3
Connecticut	2
Tennessee	2
Michigan	2
North Dakota	2
Mississippi	1
New Jersey	1
Ohio	1
Maine	1
Louisiana	1
Iowa	1
Rhode Island	1
Outside United States	20

SALARY INFORMATION

Includes all 2014-2015 Graduates



Excluding volunteer/service, summer camp, graduate school, temporary, and part-time position.



EMPLOYERS RECRUITING in 2014-2015



265

Employers & Organizations recruited on the Gonzaga campus during the 2014-2015 academic year.

- Aflac
- AHBL, Inc
- Air Force Office Accessions
- Alaska Airlines / Horizon Air
- Alegria & Company
- Alliance for Catholic Education
- Alstom Grid
- Amazon
- American Family Insurance
- AmeriCorps VISTA
- Amica
- ANR Group Inc
- Anvil Group Inc
- ASML Holding
- ATS Inland NW
- Avista Corporation
- Bausch & Lomb a Division of Valeant Pharmaceuticals
- BDO USA, LLP
- Belsby Engineering
- Berntson Porter & Company, PLLC
- BESThq
- Bonneville Power Administration
- Bremerton School District
- Brewster School District
- Brooksource
- Bureau of Reclamation, Department of the Interior
- Cambia Health Solutions
- CampusPoint
- Caterpillar Inc.
- CBRE Group
- Center for Justice
- Central Intelligence Agency
- Cerium Networks
- Choice Marketing
- Ciena
- Cintas
- City of Richland / Richland Police Department / Richland Fire Department
- City of Spokane
- Clark Nuber
- Clinicient
- Clover Park School District
- Coffman Engineers, Inc.
- Colonial Life
- Commander Navy Region Northwest, Fleet & Family Readiness
- Commonwealth Associates, Inc.
- ConAgra Foods, Inc.
- Concur Technologies
- Consulate General of Japan in Seattle
- Costco Wholesale - Sprague
- COUNTRY Financial
- DaVita
- DCI Engineers
- Decagon Devices
- Deloitte
- Department of Human Services - State of Oregon
- Dingus, Zarecor & Associates
- DNC Parks and Resorts at Yellowstone
- Eastern Washington University - Human Resources
- Ecova
- Eide Bailly, LLP
- Electroimpact, Inc.
- Energy Northwest
- Enterprise Rent A Car
- Envirocon
- Epic
- etailz
- Everett Public Schools
- Evergreen Public Schools
- EWU Graduate Programs
- Exotic Metals Forming Company
- Expeditors International
- ExtraHop Networks
- F5 Networks, Inc
- Faithlife / Logos Bible Software
- Farm Credit Financial Partners, Inc.
- Farmers Insurance
- Fast Enterprises
- Fastenal Company
- Federal Bureau of Investigation
- Federal Way Public Schools
- Firmani + Associates
- First Investors Corporation
- Fisher Investments
- Fluke Networks
- Forest Service
- Frito Lay
- Gallagher Benefit Services, Inc.
- Garmin AT
- GEICO Insurance
- Gesa Credit Union
- GLY Construction
- Goldendale School District
- Gonzaga Study Abroad Office
- Gonzaga University
- Gonzaga University Graduate School of Business
- Gonzaga University MBA & MACE Programs
- Grant Thornton LLP
- Great Floors
- H2E Incorporated
- Hajoca Corporation
- HDR Engineering, Inc
- HDR Engineering, Inc. (Portland)
- Hearth and Home Technologies
- Henningsen Cold Storage
- Hertz Equipment Rental
- Hewlett Packard
- Hillsboro Hops Professional Baseball
- Indian Health Service, Div. of Sanitation Facilities Construction
- Inland Imaging
- Inland Northwest Council, Boy Scouts of America
- Intentional Software Corporation
- ISEC, Incorporated
- Issaquah School District
- Janicki Industries, Inc.
- Jesuit Volunteer Corps Northwest
- Junior Achievement Spokane
- Kaiser Aluminum-Trentwood Works
- Kalispel Tribal Economic Authority
- Keller Supply
- Kent School District
- KHQ TV-NBC Affiliate
- KIEWIT
- Konica Minolta Business Solutions
- Kootenai Health
- KPMG
- KXLY Broadcast Group
- Legacy Health
- Liberty Mutual Insurance
- Liberty Mutual Insurance - Claims
- M.A. in Communication and Leadership Studies and M.A. in Organizational Leadership
- M.A. in Organizational Leadership / M.A. in Communication & Leadership Studies
- Mattress Firm
- McKinstry
- Mercer Canyons
- Michels Corporation
- Mondelez International
- Moses Lake School District #161
- Moss Adams LLP
- MSLGROUP
- MW Consulting Engineers
- National Multiple Sclerosis Society, Oregon Chapter
- Networks Rx

- Next IT Corporation
- Nicholas Knapton, P.S.
- Nordstrom
- Northwest Farm Credit Services
- Northwestern Mutual
- Northwestern Mutual - Puget Sound
- Numerica Credit Union
- Nuvodia
- Oregon Department of Transportation
- Oregon Health & Science University
Institute of Environmental Health
- PACCAR
- PACCAR Parts Division
- Pacific Northwest National Laboratory
operated by Battelle
- Panda Express
- Parker Aerospace
- Pasco School District
- Pearson Packaging Systems
- PEMCO INSURANCE
- Pepsi Beverages Company
- Pepsico - Portland
- Peterson Sullivan LLP
- Pitney Bowes
- Plummer-Worley School District
- Port of Seattle
- Portland District, US Army Corps of
Engineers
- Portland General Electric
- Portland State University Graduate
Business Programs
- Portland Timbers
- Portland Trail Blazers
- Prestige Care Inc
- PricewaterhouseCoopers
- PRIDE Prep
- Project Six19
- Providence Sacred Heart School of
Medical Laboratory Science
- Provisional Recruiting + Staffing
- Puget Sound Energy
- Puget Sound Naval Shipyard
- PwC
- QBSI- A Xerox Company
- Qualfon
- Red Lion Hotels Corporation (RLHC)
- Richland Police Department
- Rotaract Club of Spokane
- Rotary Club of Spokane #21
- SCAFCO Corporation
- Schweitzer Engineering Laboratories,
Inc
- ScribeAmerica
- Sears Marketing
- Seattle City Light
- Seattle District US Army Corps of
Engineers
- Seattle Police Department
- Seattle Police Department
- Signia Capital Management, LLC.
- Snohomish School District
- Snoqualmie Valley School District
- Social Security Administration
- Spokane Police Department
- Spokane Valley Fire Department
- Sseko Designs
- Star West Satellite
- State Farm
- STCU
- STRATA, Inc.
- Student Conservation Association
- Swedish Hospital (SSBI Program)
- Tableau Software
- Tacoma Power
- Target Stores
- Teach for America
- Tedder Industries Llc.
- Telect, Inc
- The ALS Association Oregon and SW
Washington Chapter
- The Boeing Company
- The Boeing Company - Portland
- The Odom Corporation
- The Sherwin-Williams Company
- The Spokesman-Review
- Thrivent Financial for Lutherans
- ThyssenKrupp Elevator
- Trugreen
- Trupanion
- Tyler Technologies
- U.S. Army
- U.S. Army Corps of Engineers
- U.S. Army Corps of Engineers -Walla
Walla District
- U.S. Bank
- U.S. Government Accountability Office
(GAO)
- Umpqua Bank
- United States Marine Corps Officer
Selection Team
- United States Navy
- US Department of State
- US NAVY OFFICER PROGRAMS
- US Peace Corps, Seattle Regional Re-
cruitment Office
- USDA Farm Service Agency
- Vancouver Public Schools
- Verizon Wireless
- Vertafore
- WA State Dept. of Social & Health
Services
- Waggenger Edstrom Communications
- Wagstaff
- Walla Walla Public Schools
- Wal-Mart Distribution Center 6037
- Washington Small Business Develop-
ment Centers
- Washington State Auditor's Office
- Washington State Department of
Revenue
- Washington State Department of Social
& Health Services
- Washington State University
- Washington State University Carson
College of Business Graduate Programs
- Washington Trust Bank
- Weber Shandwick
- West Corporation
- White Pine Wealth Management
- Whitworth University Graduate Pro-
grams
- Willamette View
- Williston Internship Program Cohorts
- Wipfli LLP
- World Vision U.S.
- WSU Spokane
- Y&R Group Seattle
- Yakima Police Department
- Yakima Valley Farm Workers Clinic
- Zillow
- Zones, Inc
- Zulily

Career & Professional Development

Gonzaga University
Crosby Suite 104
502 East Boone Ave.
Spokane, WA 99258
509.313.4234 | careers@gonzaga.edu

