

ZagLiving Application Process for On-Campus Living

The application process for returning and new students is essentially the same. There are subtle differences between those who have fulfilled the residency requirement and those who have not (exceptions will be noted). Returning residents self-select their own rooms for next academic year during the preceding spring semester (details not presented here) while new residents are assigned to a room by the Housing Office during the summer.

To begin an application, students enter ZagWeb as they normally would and click on “Enter Secure” Area.

[Enter Secure Area](#)
• Login here to view your personal information.

[Prospective Students](#)
• Tell us about yourself and request information about

[Apply for Admission](#)
• Enter a new application, return to complete an appli
pay the application fee.

[Campus People Locator](#)
• Gonzaga University People locator for students and
Directory.

[Course Catalog and Class Schedule](#)
View course information, including course description.
Term.

[Registrar's Office on 'www.gonzaga.edu'](#)
• For additional information about the Registrar's Offic

[Student Financial Services on 'www.gonzaga.edu'](#)
• For additional information about Student Financial St

ZAGWEB RELEASE: 8.2

Then, click on “Student & Financial Aid”

[ZagAlert](#)
To ensure the safety and security of our campus com
beyond our control ever threaten the health or safety
 You are not currently a ZagAlert participant, but s

[Student & Financial Aid](#)
Register for classes; Display your class schedule; Vie
1098-T Tuition Statement; Review Housing informati

[Search for Classes](#)
Search the class schedule for courses available during

[Electronic Billing, Payment, and Deposits](#)
Review your most recent electronic billing statement.

[Gonzaga Ballots and Surveys](#)
From time to time the University will make available t
availability in the upcoming days.

[GU Whos Who](#)
GU Who's Who is the official student directory. Perso
changes to their personal information must contact th
6592 or on the 2nd floor of the Administration Buildin

[Personal Information](#)
View or update address(es), phone number(s), e-ma

[Employee Services](#)
Employee Earnings Statement; Employee Deduction/E

[Return to Homepage](#)

ZAGWEB RELEASE: 8.2

Then click on “Housing and Residence Life”

Student & Financial Aid

[Registration](#)

Check your registration status; Add or drop classes; Sel

[Student Records](#)

View your holds; Display your grades and transcripts; Re

[Financial Aid](#)

Eligibility and Award Information

[Housing and Residence Life](#)

ZagLiving; Off-Campus Rental Payments

[National Student Clearinghouse](#)

This **free** service is offered by **Gonzaga University** throu
own enrollment verification certificates for health insurer
viewing student loan deferments, and linking to real-tim

IMPORTANT: Do NOT use the browser forward/back bu!

ZAGWEB RELEASE: 8.2.1

Then, click on “ZagLiving”

Housing and Residence Life

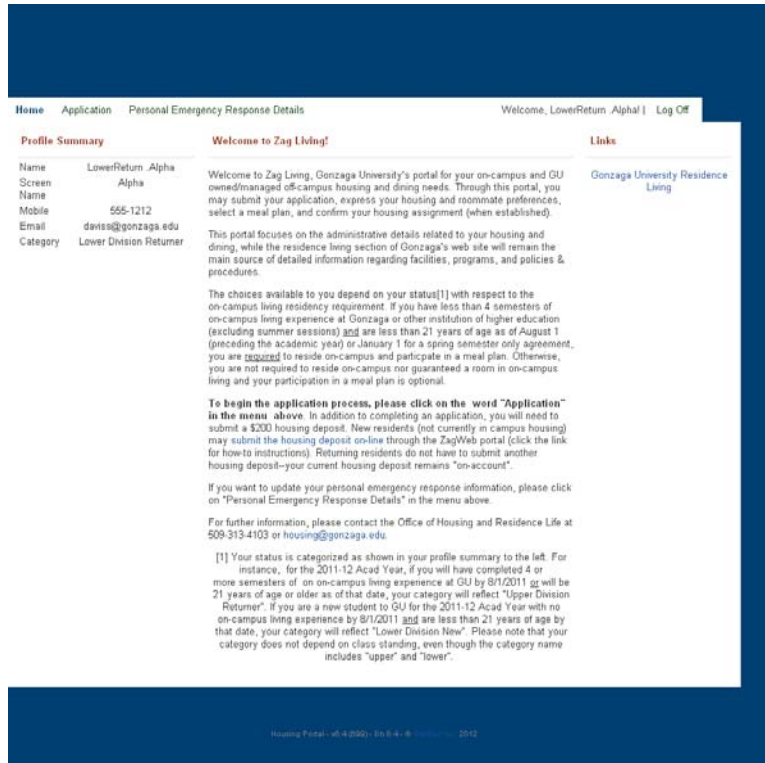
[ZagLiving](#)

Apply for housing; Review Room Assignment.

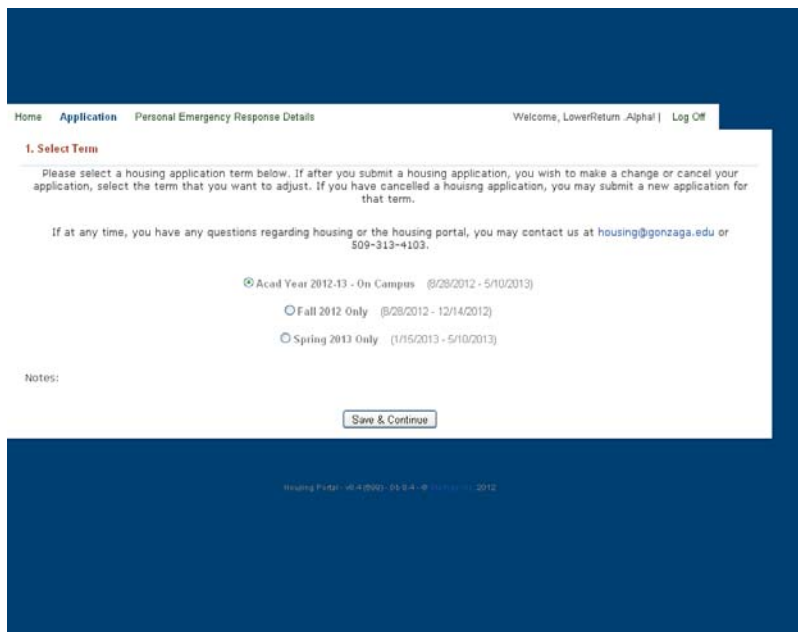
ZAGWEB RELEASE: 7.3.G1

Note: The screen shots below are for illustration purposes only. The text, choices, and dates are subject to change.

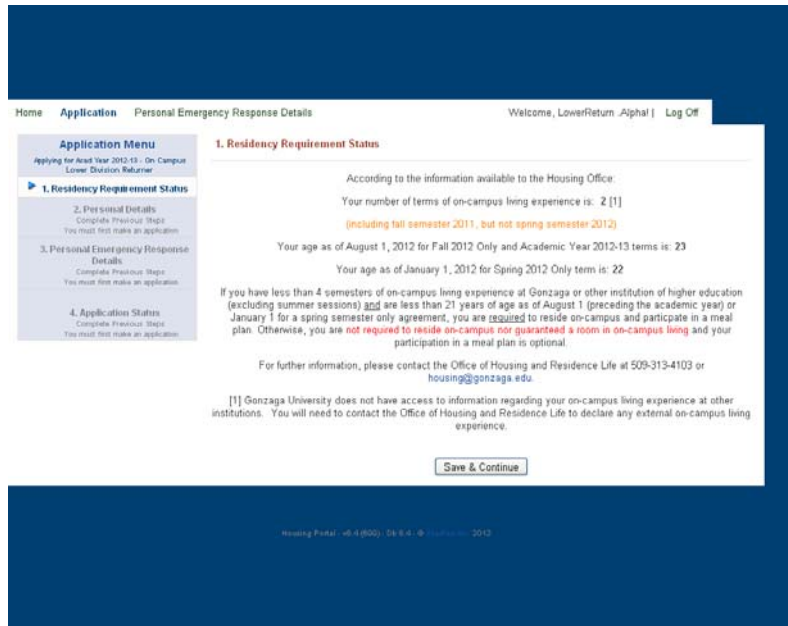
Once students gain access to ZagLiving:



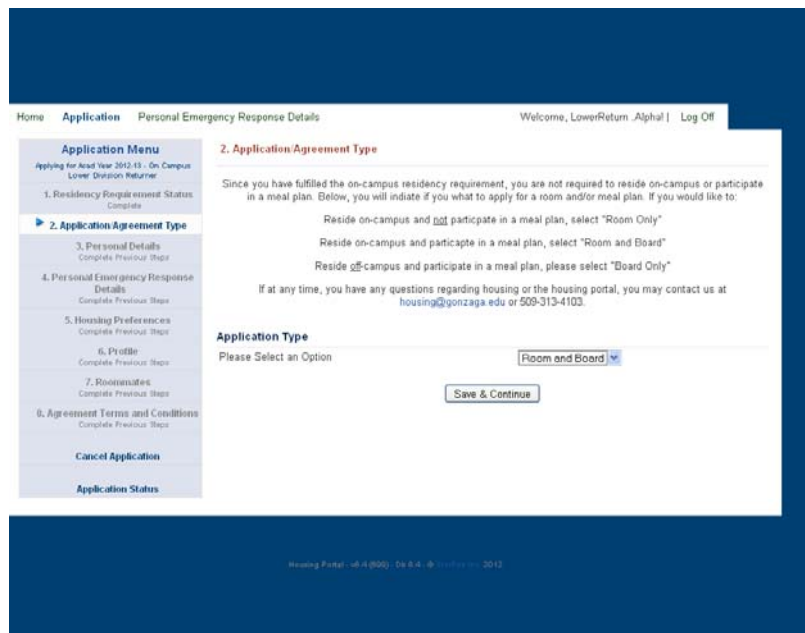
As the bold text indicates, the student selects the word “Application” on the menu at the top of the page.



After selecting a term for the application and “Save and Continue”, the applicant can review their status with respect to the residency requirement.



After “Save and Continue”, those applicants who have met the residency requirement may select the type of application: Room and Board, Room Only, or Board Only. Applicants still subject to the residency requirement do not see this page since they are required to have a room and board agreement.



After “Save and Continue”, applicants may enter/modify a screen name and cell phone number. The remaining information is read only and will populate as available.

Home Application Personal Emergency Response Details Welcome, LowerReturn Alpha | Log Off

Application Menu
Applying for Spring 2021 Only: On Campus Lower Division Returner

- 1. Residency Requirement Status Complete
- 2. Personal Details**
- 3. Personal Emergency Response Details Complete Previous Steps
- 4. Housing Preferences Done Section has closed
- 5. Housing Style Preference Done Section has closed
- 6. Profile Complete Previous Steps
- 7. Roommates Done Section has closed
- 8. Agreement Terms and Conditions Complete Previous Steps
- 9. Meal Plan Selection Complete Previous Steps
- 10. Meal Plan Confirmation Complete Previous Steps
- Cancel Application Done Section has closed
- Application Status

2. Personal Details

Student ID: alpha
Last Name: Alpha
First Name: LowerReturn
Middle Initial:
Gender: Male
Date of Birth: 2/2/1989
Enter "Anonymous" Screen Name (Not Your Actual Name): Alpha

Mailing Address

Contact Name:
Street:
Street 2:
City:
State Province:
Post Code:
Country ID: (Please Select Country)
Email:

Cell Phone Number

Cell Phone Number: 555-1212

If your mailing address is missing above, don't be concerned. As soon as the information is entered into the database, it will be displayed. Any fields that you are required to complete will be identified. If you experience challenges with this portal, please contact the Office of Housing and Residence Life at 509-313-4103 or housing@gonzaga.edu.

Save & Continue

Housing Portal - © 2018

After “Save and Continue”, applicants enter/change personal emergency response details.

Home Application Personal Emergency Response Details Welcome, LowerReturn Alpha | Log Off

Application Menu
Applying for Spring 2011 Only - On Campus
Lower Division Returner

1. Residency Requirement Status Complete
2. Personal Details Complete
- 3. Personal Emergency Response Details**
4. Housing Preferences Closed Section has closed
5. Housing Style Preference Closed Section has closed
6. Profile Complete Previous Steps
7. Roommates Closed Section has closed
8. Agreement Terms and Conditions Complete Previous Steps
9. Meal Plan Selection Complete Previous Steps
10. Meal Plan Confirmation Complete Previous Steps

Cancel Application Closed Section has closed

Application Status

3. Personal Emergency Response Details

In the event of a personal medical emergency, the information you supply below may enhance the response. Therefore, we appreciate your efforts in gathering and supplying this information.

If at any time, you have any questions regarding housing or the housing portal, you may contact us at housing@ggon2aga.edu or 509-313-4103.

Disability Accommodations

Physician

Physician's Name: Dr. Name Req

Physician's Phone Number: Dr. Ph Number Req

Insurance

Insurance Company Name: Ins. Name Req

Insurance Policy Number: Ins. Policy Req

Parents

Parent's Street 1:

Parent's Street 2:

Parent's City:

Parent's State:

Parent's Country: (Please Select Country)

Parent's Zip:

Parent's Home Phone Number:

Parent's Cell Phone Number: Parent Cell Opt

(Enter None if No Cell Phone)

Parent's Work Phone Number: Parent Wk Opt

Parent's Email Address: Parent Email Opt

Local Family

Name of Family Member or Sibling Near Spokane: Family Name Opt

Family Cell Phone Number: Family Cell Ph Opt

Family Local Home Phone Number: Family Local Ph Opt

"In Case of Emergency"

"In Case of Emergency" Name: ICE Name Req

Relationship: ICE Relationship Req

"In Case of Emergency" Phone Number (Cell Phone Number Preferred): ICE Ph Number Req

Medical (Enter Applicable Information or Type "None" in Text Box)

Health Limitations: Health Limitations Req

Prescription Medication: Prescription Med Req

Medical Allergies: Medical Allergy Req

Other Info: Other Info Req

Housing Portal - © 2011 Boise State University - All Rights Reserved

Note: The data on this page may also be entered or modified without going through the application process by selecting “Personal Emergency Response Details” on the main menu at the top of the first ZagLiving page.

After “Save and Continue”, the applicant selects their building/room preferences. The choices available depend on if the student has met the residency requirement or not.

Home Application Personal Emergency Response Details Welcome, LowerReturn Alpha | Log Off

Application Menu
 Applying for 2014 Year 2014-12 - On Campus Lower Division Returner

1. Residency Requirement Status Complete

2. Personal Details Complete

3. Personal Emergency Response Details

4. Housing Preferences

5. Housing Style Preference Complete Previous Steps

6. Profile Complete Previous Steps

7. Roommates Complete Previous Steps

8. Agreement Terms and Conditions Complete Previous Steps

9. Meal Plan Selection Complete Previous Steps

10. Meal Plan Confirmation Complete Previous Steps

Cancel Application

Application Status

4. Housing Preferences

You may indicate your preference below. If you do not have a preference, please select "No Preference" in the drop down list. Please note that indicating a preference is not a guarantee that you will be assigned to your preference. The capacity of each building/program is fixed and the demand may exceed the supply. *Unless otherwise noted, the building/community is coed.*

2010-11 Living Community Features (2011-12 Features Not Published Yet)

2010-11 Rates (2011-12 Rates Not Published Yet)

2011-12 Living/Learning and Theme Communities

Disability Accommodations

Preference 1:

Preference 2:

Preference 3:

Selection Notes:

[1] Coughlin Hall accommodates the following theme communities: Service & Leadership; Global Engagement; and Mind, Body & Spirit. Students interested in living in these theme communities will be required to submit a supplemental application.

[2] Engineering Interest Community.

[3] Outdoor Adventure and Leadership Community.

If at any time, you have any questions regarding housing or the housing portal, you may contact us at housing@gonzaga.edu or 509-313-4103.

Housing Portal - © 2014 Gonzaga University - 2014

For applicants who have met the residency requirement, the “Selection Notes” will not appear since they may not participate in theme or interest communities.

Home Application Personal Emergency Response Details Welcome, UpperReturn Beta | Log Off

Application Menu
 Applying for Spring 2011 Only - On Campus Upper Division Returner

1. Residency Requirement Status Complete

2. Application/Agreement Type Complete

3. Personal Details Complete

4. Personal Emergency Response Details

5. Housing Preferences

6. Profile Complete Previous Steps

7. Roommates Complete Previous Steps

8. Agreement Terms and Conditions Complete Previous Steps

9. Meal Plan Selection (Optional) Complete Previous Steps

Cancel Application

Application Status

5. Housing Preferences

You may indicate your preference below. If you do not have a preference, please select "No Preference" in the drop down list. Please note that indicating a preference is not a guarantee that you will be assigned to your preference. The capacity of each building/program is fixed and the demand may exceed the supply. *Unless otherwise noted, the building/community is coed.*

2010-11 Living Community Features

2010-11 Rates

Disability Accommodations

If at any time, you have any questions regarding housing or the housing portal, you may contact us at housing@gonzaga.edu or 509-313-4103.

Preference:

Preference 1:

Preference 2:

Preference 3:

Housing Portal - © 2011 Gonzaga University - 2011

After “Save and Continue”, applicants still subject to the residency requirement select housing style preferences. Applicants who have met the residency requirement do not select housing style preferences since all available housing is single occupancy bedrooms in apartment-style living.

Home **Application** Personal Emergency Response Details
Welcome, LowerReturn Alpha | Log Off

Application Menu
Apply by Acad Year 2011-12 - On Campus Lower Division Return

1. Residency Requirement Status
Complete

2. Personal Details
Complete

3. Personal Emergency Response Details

4. Housing Preferences

5. Housing Style Preference

6. Profile
Complete Previous Step

7. Roommates
Complete Previous Step

8. Agreement Terms and Conditions
Complete Previous Step

9. Meal Plan Selection
Complete Previous Step

10. Meal Plan Confirmation
Complete Previous Step

Cancel Application

Application Status

5. Housing Style Preference

Please indicate your housing style preference below. Indicating a preference offers no guarantee-the capacity of each building/program is fixed and the demand may exceed the supply (capacity).

2010-11 Living Community Features (2011-12 Features Not Published Yet)

2010-11 Rates (2011-12 Rates Not Published Yet)

2011-12 Living/Learning and Theme Communities

Disability Accommodations

Building Gender Preference:

Program Preference (Optional):

Which is More Important?

Selection Notes:

[1] No special application required. New residents must be enrolled in the School of Engineering.

[2] Special application required.

[3] No special application required.

[4] If you select Roommate Request as the "more important", you will identify that roommate in step 7. To specify a roommate, that student will need to have submitted an application for the same term.

If at any time, you have any questions regarding housing or the housing portal, you may contact us at housing@gonzaga.edu or 509-313-4103.

Housing Portal - v6.1 Build 119611 9:56:12 - 9/26/2011

After “Save and Continue”, the returning residents may identify a preferred roommate/suitemates/apartment-mates (the preferred roommate must have submitted an application for the same term to be found in the search). New residents may only identify one preferred roommate.

Home Application Personal Emergency Response Details Welcome, LowerReturn Alpha | Log Off

Application Menu
Applying for Spring 2011 Only - On Campus Lower Division Returner

1. Residency Requirement Status Complete
2. Personal Details Complete
3. Personal Emergency Response Details
4. Housing Preferences
5. Housing Style Preference
6. Profile
- 7. Roommates**
8. Agreement Terms and Conditions
9. Meal Plan Selection Complete Previous Step
10. Meal Plan Confirmation Complete Previous Step

Cancel Application Closed Section has closed

Application Status

7. Roommates

The roommate preference process is based on a concept of mutual acceptance—you must request them and they must accept you.

To use this process:

Your preferred roommate must have already submitted an application for the same term.

If they have not, the search by details will yield no results.

If they appear, then you will need to make a request and await their response. If they have requested you already, then you must accept or decline their request.

The accept or decline of an offer requires the other person to have logged in to the portal and made a selection. Therefore, there may be a time lag between the request and notification of accept or decline.

You may return to this step at a later time to search again or modify your preferred roommate selection.

If you don't have a roommate preference, you may skip the search process, by clicking on "Save & Continue".

If at any time, you have any questions regarding housing or the housing portal, you may contact us at housing@gonzaga.edu or 509-313-4103.

Accepted Roommates

You currently have no accepted roommates. You can search for roommates using the links below.

Requested Roommates

You have no roommate requests.

Search for roommates

Search for roommates by details
Search for roommates by entering their details

RETURNING RESIDENTS: Having a challenge finding a roommate or apartment-mate? If so, you may want to view the "2010-11 Virtual Bulletin Board". Or if you prefer to post your own information, you may submit the "2010-11 Virtual Bulletin Board Listing Form for Returners".

Housing Portal - © 2010 Gonzaga University

After “Save and Continue”, the new applicant selects a meal plan. For applicants still subject to the residency requirement, participation in a meal plan is required and they may not select the “Off Campus Block” plan.

The screenshot shows a web application interface for selecting a meal plan. At the top, there is a navigation bar with 'Home', 'Application', 'Personal Emergency Response Details', and a user greeting 'Welcome, LowerReturn Alpha | Log Off'. A left-hand sidebar contains an 'Application Menu' with steps 1 through 10, where step 9, 'Meal Plan Selection', is highlighted. The main content area is titled '9. Meal Plan Selection' and contains the following text:

University Dining offers a variety of meal plans to meet your needs. Basic information about each meal plan is contained below and more detailed information about the meal plans is available on the University Dining web site. Please feel free to contact University Dining at 509-313-6906 if you have any questions.

As you review the plan descriptions below, note that dining dollars work like a debit card for purchases in the dining facilities-campus retail locations included.

The plans offered for 2010-11 (2011-12 Rates and Program Details Not Published Yet):

- Diamond: "Carte Blanche" + \$300 Dining Dollars**
This meal plan is recommended for students who want the maximum amount of freedom and comfort to meet their dining needs. The Diamond plan enables students to enjoy unlimited all-you-care-to-eat dining whenever the Marketplace is open. This plan gives great comfort to parents and students alike as students can eat as much as they want, as often as they want, all semester long.
\$2030/semester
- Sapphire: "Carte Blanche" (Select Hours) + \$400 Dining Dollars**
A very popular plan, the Sapphire plan is recommended for students who enjoy the freedom and comfort of knowing they have flexibility in where and when they would like to dine. This plan lets students enjoy unlimited all-you-care-to-eat dining at the Marketplace from 10:45am-7:30pm on weekdays plus brunch and dinner on the weekends.
\$1935/semester
- Ruby: "Carte Blanche" (Select Hours) + \$400 Dining Dollars**
The Ruby plan is recommended for students who like to eat breakfast and lunch at the Marketplace, but prefer to use their Dining Dollars to get food for dinner and in between classes. Students still enjoy the benefits of unlimited all-you-care-to-eat dining from 7:00am-2:00pm on weekdays as well as during brunch on the weekends.
\$1910/semester
- Block A: 150 "Block" Meals + \$400 Dining Dollars**
The Block A plan includes a specific number of entries into the Marketplace rather than unlimited access during various meal periods like the carte blanche meal plans. The 150 meals may be used any time the Marketplace is open and the Dining Dollars complement the meal blocks by giving students significant purchasing power for dining at on-campus restaurants.
\$1885/semester
- Block B: 120 "Block" Meals + \$600 Dining Dollars**
The Block B plan includes a specific number of entries into the Marketplace rather than the unlimited access during various meal periods like the carte blanche meal plans. The 120 meals may be used any time the Marketplace is open and the Dining Dollars complement the meal blocks by giving students significant purchasing power for dining at on-campus restaurants.
\$1875/semester

Off Campus Block: *Not available for students still subject to the residency requirement. Do not select.*

If at any time, you have any questions regarding housing or the housing portal, you may contact us at housing@gonzaga.edu or 509-313-4103.

Meal Plan: ▼

At the bottom of the page, there is a footer: 'Housing Portal v4.1 Build 11/09/11 03:03:22 © 2011'.

For applicants who have met the residency requirement, participation in a meal plan is optional. They may select a meal plan or indicate (affirm) "None Selected"

Home **Application** Personal Emergency Response Details Welcome, UpperReturn Beta | Log Off

Application Menu
Applying for Acad Year 2011-12 - On Campus
Upper Division Return

- 1. Residency Requirement Status [View Job](#)
- 2. Application Agreement Type [View Job](#)
- 3. Personal Details [View Job](#)
- 4. Personal Emergency Response Details
- 5. Housing Preferences
- 6. Profile
- 7. Roommates
- 8. Agreement Terms and Conditions [View Job](#)
- 9. Meal Plan Selection (Optional)**

[Cancel Application](#)

Application Status

9. Meal Plan Selection (Optional)

University Dining offers a variety of meal plans to meet your needs. Basic information about each meal plan is contained below and more detailed information about the meal plans is available on the University Dining web site. Please feel free to contact University Dining at 509-313-6906 if you have any questions.

*As you review the plan descriptions below, note that **dining dollars** work like a debit card for purchases in the dining facilities-campus retail locations included.*

The plans offered for 2010-11 (2011-12 Rates and Program Details Not Published Yet):

Diamond: "Carte Blanche" + \$300 Dining Dollars
This meal plan is recommended for students who want the maximum amount of freedom and comfort to meet their dining needs. The Diamond plan enables students to enjoy unlimited all-you-care-to-eat dining wherever the Marketplace is open. This plan gives great comfort to parents and students alike as students can eat as much as they want, as often as they want, all semester long.
\$2030/semester

Sapphire: "Carte Blanche" (Select Hours) + \$400 Dining Dollars
A very popular plan, the Sapphire plan is recommended for students who enjoy the freedom and comfort of knowing they have flexibility in where and when they would like to dine. This plan lets students enjoy unlimited all-you-care-to-eat dining at the Marketplace from 10:45am-7:30pm on weekdays plus brunch and dinner on the weekends.
\$1955/semester

Ruby: "Carte Blanche" (Select Hours) + \$400 Dining Dollars
The Ruby plan is recommended for students who like to eat breakfast and lunch at the Marketplace, but prefer to use their Dining Dollars to get food for dinner and in-between classes. Students still enjoy the benefits of unlimited all-you-care-to-eat dining from 7:00am-2:00pm on weekdays as well as during brunch on the weekends.
\$1910/semester

Block A: 150 "Block" Meals + \$400 Dining Dollars
The Block A plan includes a specific number of entries into the Marketplace rather than unlimited access during various meal periods like the carte blanche meal plans. The 150 meals may be used any time the Marketplace is open and the Dining Dollars complement the meal blocks by giving students significant purchasing power for dining at on-campus restaurants.
\$1885/semester

Block B: 120 "Block" Meals + \$600 Dining Dollars
The Block B plan includes a specific number of entries into the Marketplace rather than the unlimited access during various meal periods like the carte blanche meal plans. The 120 meals may be used any time the Marketplace is open and the Dining Dollars complement the meal blocks by giving students significant purchasing power for dining at on-campus restaurants.
\$1875/semester

Off Campus Block: 95 "Block" Meals + \$610 Dining Dollars
The Block C plan includes a specific number of entries into the Marketplace rather than the unlimited access during various meal periods like the carte blanche meal plans. The 95 meals may be used any time the Marketplace is open and the Dining Dollars complement the meal blocks by giving students significant purchasing power for dining at on-campus restaurants. **This plan is only available to students who have met the on-campus living residency requirement.**
\$1345/semester

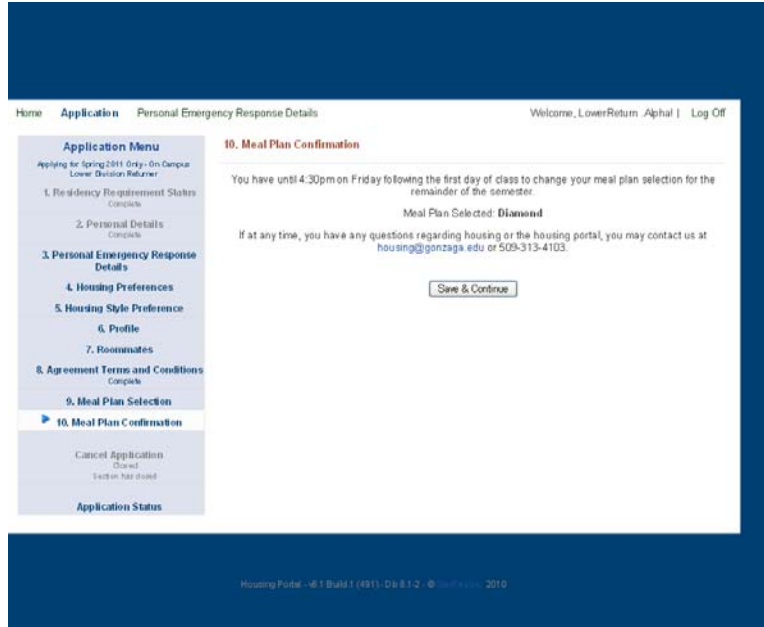
If at any time, you have any questions regarding housing or the housing portal, you may contact us at housing@gonzaga.edu or 509-313-4103.

Meal Plan:

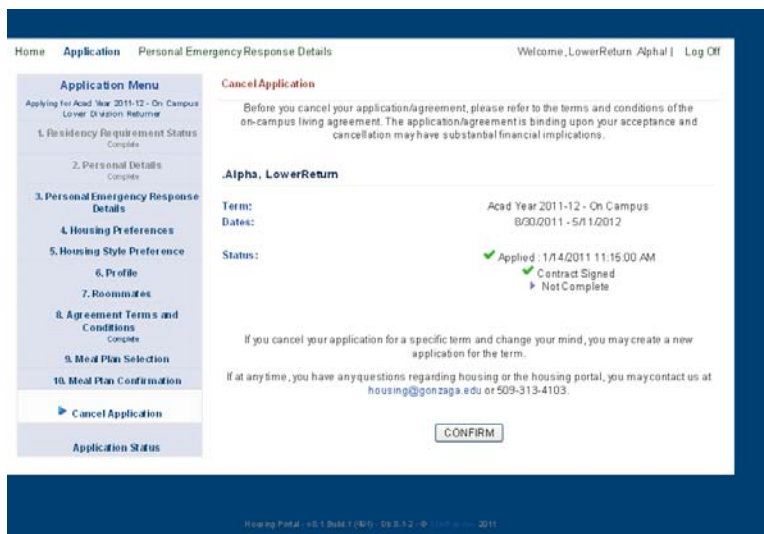
If at any time, you have any questions regarding housing or the housing portal, you may contact us at housing@gonzaga.edu or 509-313-4103.

Housing Portal: v8.1 Build 1 (401) - 03/01/2011 © 2011

After “Save and Continue”, the applicant confirms the meal plan selected.



After “Save and Continue”, the application may be cancelled their application if they change their mind (this step may be closed depending on process timeline).



After “CONFIRM”, the application status summary is displayed (this step may be closed depending on process timeline).

The screenshot shows a web application interface for housing. At the top, there are navigation links: Home, Application, and Personal Emergency Response Details. A user greeting reads "Welcome, LowerReturn Alpha | Log Off".

Application Menu

- Applying for Acad Year 2011-12 - On Campus Lower Division Returnee
- 1. Residency Requirement Status Complete
- 2. Personal Details Complete
- 3. Personal Emergency Response Details**
- 4. Housing Preferences
- 5. Housing Style Preference
- 6. Profile
- 7. Roommates
- 8. Agreement Terms and Conditions Complete
- 9. Meal Plan Selection
- 10. Meal Plan Confirmation
- Cancel Application
- Application Status

Application Status

Please select the next open step from the menu on the left. If there are upcoming steps, please note the dates that these steps will become active.

Alpha, LowerReturn

Term: Acad Year 2011-12 - On Campus
Dates: 8/30/2011 - 5/1/2012

Status: Applied: 1/14/2011 11:15:00 AM
Contract Signed
Not Complete

Note:
RETURNING RESIDENTS—Your application will not show as complete until you "confirm" your room assignment.
NEW STUDENTS (Applying for 2011-12)—Your housing assignment will not be determined until late Summer 2011. Your application will not show as complete until an assignment is made.

If at anytime you have any questions regarding housing or the housing portal, you may contact us at housing@gonzaga.edu or 509-313-4103.

Housing Portal - v5.1 Build 1 (06/11) - 09/01/2011

Questions or comments may be directed to Housing and Residence Life (509-313-4103, housing@gonzaga.edu).