

Getting PubMed records into RefWorks CUT & PASTE METHOD

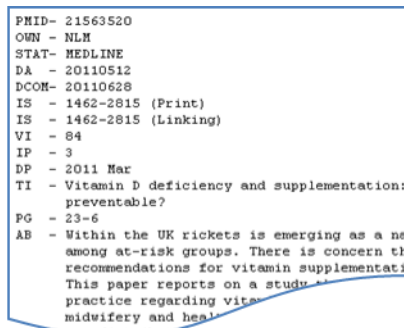
1. Conduct your PubMed search. Click on the title of the citation you want to import to RefWorks



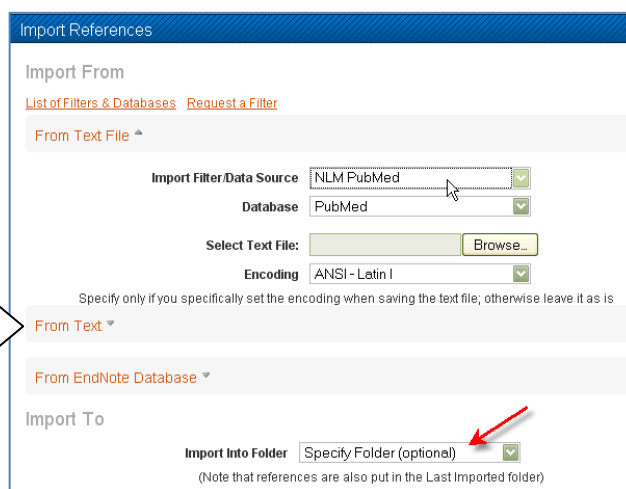
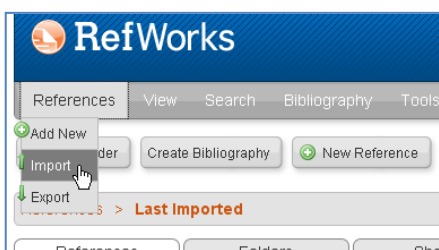
2. Under “Display Settings” select MEDLINE and click Apply. Next, select all (Ctrl+A) and copy (Ctrl+C) the MEDLINE display.



Medline display is a text file. Copy and this to paste into RefWorks.



3. Log into RefWorks. Under References, select Import. Select NLM PubMed as **Import Filter/Data Source** and PubMed as the **Database**. You can also specify the folder(s) where you want to store the reference.



4. Click on **From Text**.

5. Paste (Ctrl+V) the MEDLINE text in the box. Click the Import button to send the reference to the Last Imported Folder and whatever folder you specified.

